

TEMPLATE POLICY PAGE

Category:	Public Perceptions of Safety
Country:	Poland
Year:	/

Main policy page:	/
--------------------------	----------

Relevant legislation:	/
------------------------------	----------

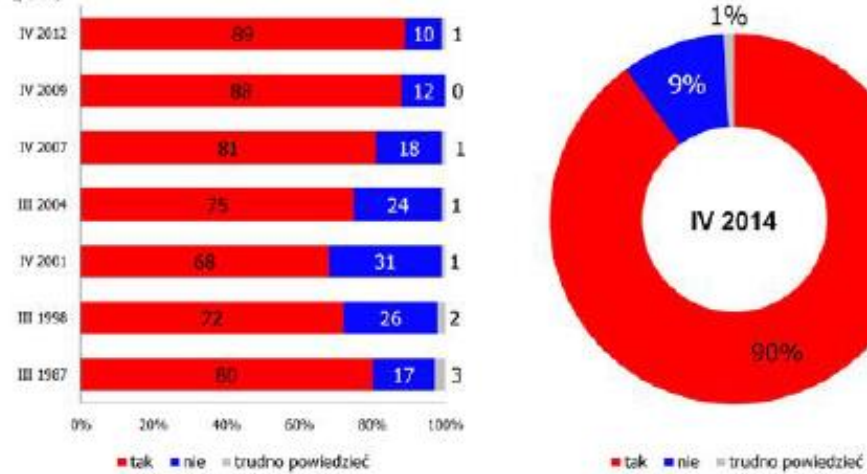
Trends:	<p>In April 2014, 70% of Poles recognized the country as a safe (Graph 1). This rate was generally increasing until 2011, then reduced in 2012 and 2013 (64%). However, in comparison to the results of the 2003, rate of 2013 is higher by 30 percentage points.</p> <p style="text-align: center;">Graph 1 Is Poland a safe country to live (%)?</p> <p style="text-align: center;">Czy Polska jest krajem, w którym żyje się bezpiecznie? (proc.)</p> <table border="1"> <caption>Data for Graph 1: Czy Polska jest krajem, w którym żyje się bezpiecznie? (proc.)</caption> <thead> <tr> <th>Year</th> <th>tak (%)</th> <th>nie (%)</th> <th>trudno powiedzieć (%)</th> </tr> </thead> <tbody> <tr> <td>IV 2012</td> <td>66</td> <td>31</td> <td>3</td> </tr> <tr> <td>IV 2009</td> <td>69</td> <td>29</td> <td>2</td> </tr> <tr> <td>IV 2007</td> <td>53</td> <td>43</td> <td>4</td> </tr> <tr> <td>III 2004</td> <td>33</td> <td>65</td> <td>2</td> </tr> <tr> <td>IV 2001</td> <td>18</td> <td>81</td> <td>1</td> </tr> <tr> <td>III 1998</td> <td>22</td> <td>76</td> <td>2</td> </tr> <tr> <td>III 1987</td> <td>74</td> <td>22</td> <td>4</td> </tr> </tbody> </table> <p style="text-align: center;"> ■ tak ■ nie ■ trudno powiedzieć </p> <p style="text-align: center;"> ■ 70% ■ 24% ■ 6% </p> <p>Źródło: CBOS, ostatnie badanie z kwietnia 2014 r., przeprowadzono metodą wywiadu bezpośredniego na grupie 1028 osób</p> <p>Source of information: CBOS, April 2014, („TAK” – YES, „NIE” – NO, „TRUDNO POWIEDZIEĆ” – HARD TO SAY)</p> <p>Is your neighborhood safe?</p> <p>In April 2014, in the survey conducted by CBOS respondents were asked about safety in their place of residence. Nine in ten Poles (90%) considered their neighborhood safe and quiet (Graph 2).</p>	Year	tak (%)	nie (%)	trudno powiedzieć (%)	IV 2012	66	31	3	IV 2009	69	29	2	IV 2007	53	43	4	III 2004	33	65	2	IV 2001	18	81	1	III 1998	22	76	2	III 1987	74	22	4
Year	tak (%)	nie (%)	trudno powiedzieć (%)																														
IV 2012	66	31	3																														
IV 2009	69	29	2																														
IV 2007	53	43	4																														
III 2004	33	65	2																														
IV 2001	18	81	1																														
III 1998	22	76	2																														
III 1987	74	22	4																														

Graph 2

Is your neighborhood safe (%)?

Czy miejsce w którym mieszkasz można nazwać bezpiecznym i spokojnym?

(proc.)



Źródło: CBOS; ostatnie badanie z kwietnia 2014 r. przeprowadzono metodą wywiadu bezpośredniego na grupie 1028 osób

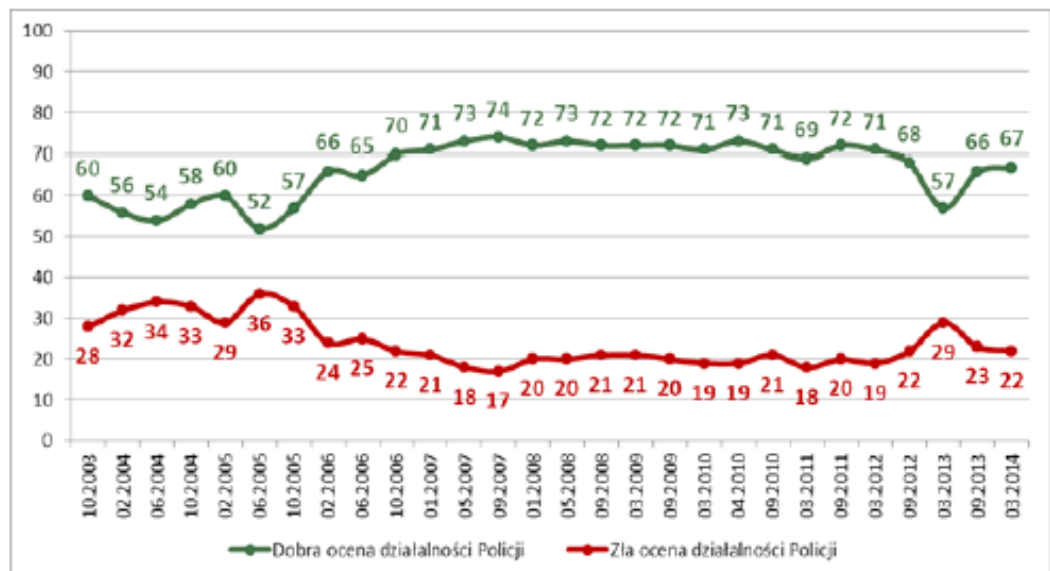
Source of information: CBOS, April 2014, („TAK” – YES, „NIE” – NO, „TRUDNO POWIEDZIEĆ – I CANNOT ANSWER)

Assessment of the Police activities (CBOS)

In the survey of social assessments of public institutions, the quotes of the Police (the primary institution responsible for security in the country) for many years have been high and fairly stable. In a study of March 2014, the percentage of Poles who positively evaluate the Police increased and reached 67% (Graph 3).

Graph 3

How would you assess Police work (%)?

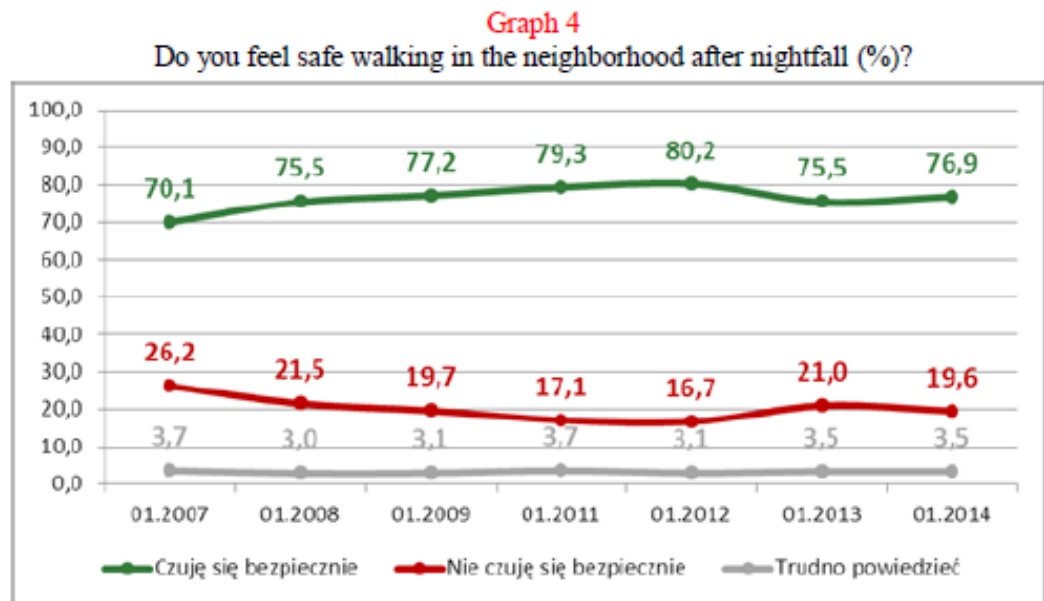


Source of information: CBOS, March 2014, („Dobra ocena” – Good, „Zła ocena” – Bad)

Polish Crime Survey (PBP) relates primarily to the assessment of police officers work, the effectiveness of the police in the fight against crime and fear of crime.

Adult Poles were asked if they feel safe walking after nightfall in their neighborhood. The vast majority of Poles (76.9%) declared a sense of security

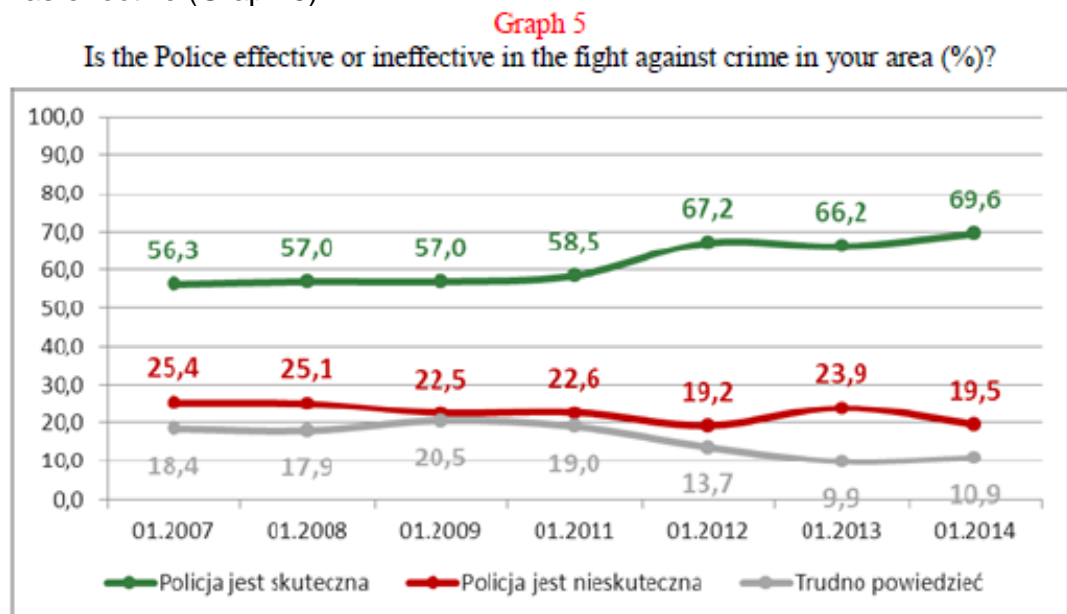
when walking after nightfall. The lack of a sense of security indicated about one-fifth of respondents (19.6%), while 3.5% of respondents had difficulties with the answer to this question (Graph 4).



Source of information: National Police Headquarters (PBP), from I 2007 to I 2014, („Yes”; „No”; „Hard to say”)

The effectiveness of the Police in combating crime in the area of respondent's residence

In January 2014, the vast majority of Polish respondents (69.6%) considered Police work as effective (Graph 5).



Source of information: National Police Headquarters, PBP from I 2007 to I 2014, („Effective”; „Ineffective”; „Hard to say”)

Contacts:

/

Completed template to be sent to the EUCPN Secretariat at eucpn@ibz.eu.